

CHECKLIST DELLORTO



DELLORTO Type VHSB 34 (cast in carburettor body) with the letters QD or QS stamped in the body. The entire air intake shows a cast surface.

The slide is a type 40 and the underside has a cast surface.

The following are prescribed components:

- ✍ Needle tube marked FN266
- ✍ Needle marked K98
- ✍ Starting jet marked 60
- ✍ Needle and seat 150 or on DD2 only a 200 needle and seat is optional
- ✍ Main jet size is free (unless prescribed in the event SR's)
- ✍ Float level adjustment is permitted by bending the lever
- ✍ New "spannerless" float bowl plug is optional
- ✍ Only the type of air shroud with the cut out is allowed (see photo)
- ✍ The air shroud must be mounted at the originally intended height (see photo)



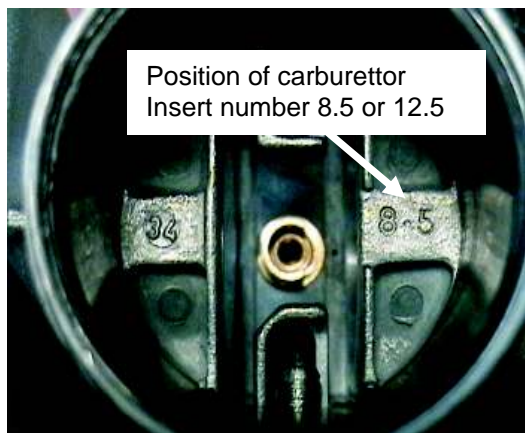
The following two combinations of inserts, low speed jets and floats are allowed:

Combination 1 using 12.5 insert:


Floats marked 5.2 gram with low speed jet 30 and insert B30

Combination 2 using 8.5 insert:

Floats marked 3.6 gram with low speed jet 60 and insert B60



CARBURETTOR INSERTS 8,5 & 12,5




Drill size Ø 1,25mm / Drill size Ø 0,50mm

Drill size Ø 0,50mm / Drill size Ø 0,85mm

1.25-Gauge pin	Ø 1,30mm	X no Go
0,50-Gauge pin	Ø 0,55mm	X no Go

0,85-Gauge Pin	Ø 0,90 mm	X no Go
0,50-Gauge pin	Ø 0,55 mm	X no Go

STARTING JET 60



Total length 30,50 mm +/- 0,2 mm

0,60 Gauge pin Ø 0,65mm **X no Go**

2x hole through Ø1,00mm

Gauge pin Ø 1,05mm **X no Go**

IDLE JET 30/60



Total Length 12,00 mm +/- 0,10 mm

0.30 Gauge pin \varnothing 0.38mm **X no Go**
0.60 Gauge pin \varnothing 0,65mm **X no Go**

IDLE INSERT JET 30/60



Total length 18,50 mm +/- 0,10 mm

Hole through \varnothing 0,50mm

0,30 Gauge pin \varnothing 0,35 **X no Fit**
0,60 Gauge pin \varnothing 0,65 **X no Fit**

Gauge pin \varnothing 0,55mm **X no Go**

Starting JET 266 FN

Hole size \varnothing 3,00 mm

Gauge pin \varnothing 3,15mm **X no Go**

Drill depth size

Gauge pin \varnothing 2,95mm **O Fit**

Length of Gauge pin 70,00 mm

Size under 74,00 mm **X no Go**



Total length of tube
54 mm \pm 0,2 mm

4 Rows of holes

4 Holes per row

Drill size \varnothing 0,80 mm

Gauge pin \varnothing 0,85mm **X no Go**

Drill depth size 1,70 mm Maximum

Drill Size \varnothing 2,66 mm

Gauge pin \varnothing 2,68mm **X no Go**

Air Shroud

